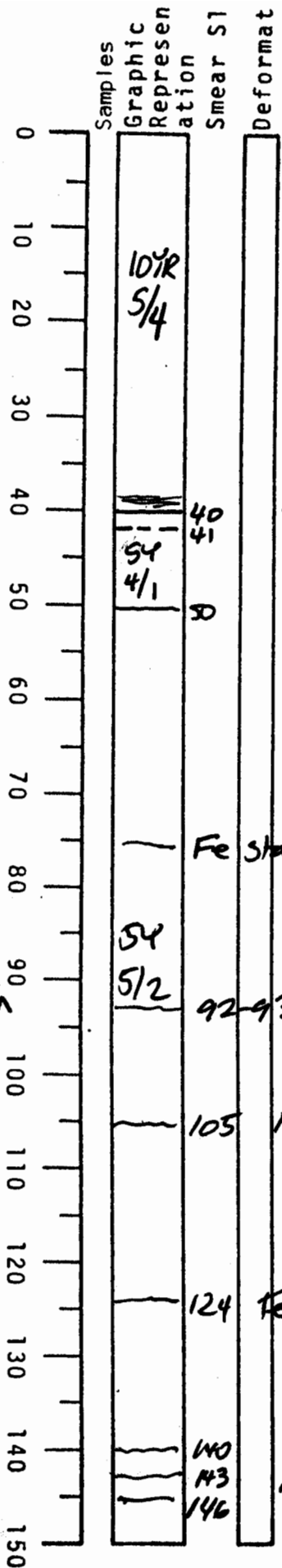


VISUAL CORE DESCRIPTION

183

LOCATOR				SAMPLE NO.		SEC.
G	9	7	-6	PC	09	1#2
STATION#					OBSERVER	
					JED	



0-40 cm moderate yellowish
br ^{calc} clay with
abdt forams

38-40 black MnOx(?) stains

41 5mm rusty lamina - Rusty crust?
(Dorothy, 1977)

40-50 olive gray clay forams
abdt

50-150 light olive gray
clay
forams abdt

slight to moderate
burrowing by ~~clay~~
darker gray

some faint Fe rust
stained color bands
as noted


90 G. men
COMMON

140 a
couple
turn of
G. men

VISUAL CORE DESCRIPTION

LOCATOR				SAMPLE NO.		SEC.
G97	-6			PC	09	3&4
STATION#					OBSERVER	
					TED	

160 - rare g. men & q. tum



150 to ~195 olive gray clay
forams common
light to moderate burrows

190 to ~225 closer to
dark yellowish bn clay
forams common
moderate burrows

225 to 251 mostly
smooth, ^{olive} gray clay
as homogeneous
no burrows except
right near top
subtle laminae 249-251
[This section may be a
clay turbidite]

sharp contact

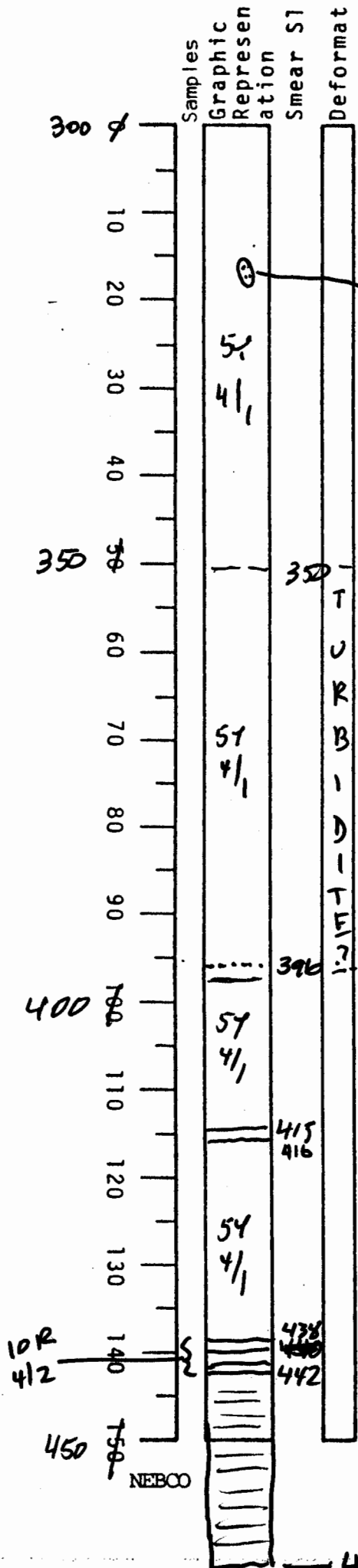
251- ~260 gray clay with
brownish cast
grades into gray

260-300 olive gray clay
moderate to
well burrowed
forams common

VISUAL CORE DESCRIPTION

303

LOCATOR				SAMPLE NO.		SEC.
G	9	7	-6	PC	09	567
STATION#					OBSERVER	
					JED	



316-19
large dk
gray burro
w/ small lt
gray burros
inside

300 - 2350

olive gray clay - moderate burrows

~350 to ~396

smooth homogeneous
olive gray clay
structureless
no burrows

350-396 may be clay turbidite
with slightly coarser lamina
at base

396 1mm lam may be silty w/
small forams sharp base
397 slightly lighter gray clay lamina 5mm

397-415 olive gray clay -
moderate burrows
forams common

415-416 smooth structureless
1cm gray clay ~~thin~~ bed

416-~~440~~⁴³⁸ olive gray clay
moderate burrows

438-442 striking brick red
laminae (~10) up to 4mm thick
with thinner gray laminae between
grayish red 10R 4/2

442- base alternating gray and dark gray
clay laminae 2-4mm thick
470 base of core